

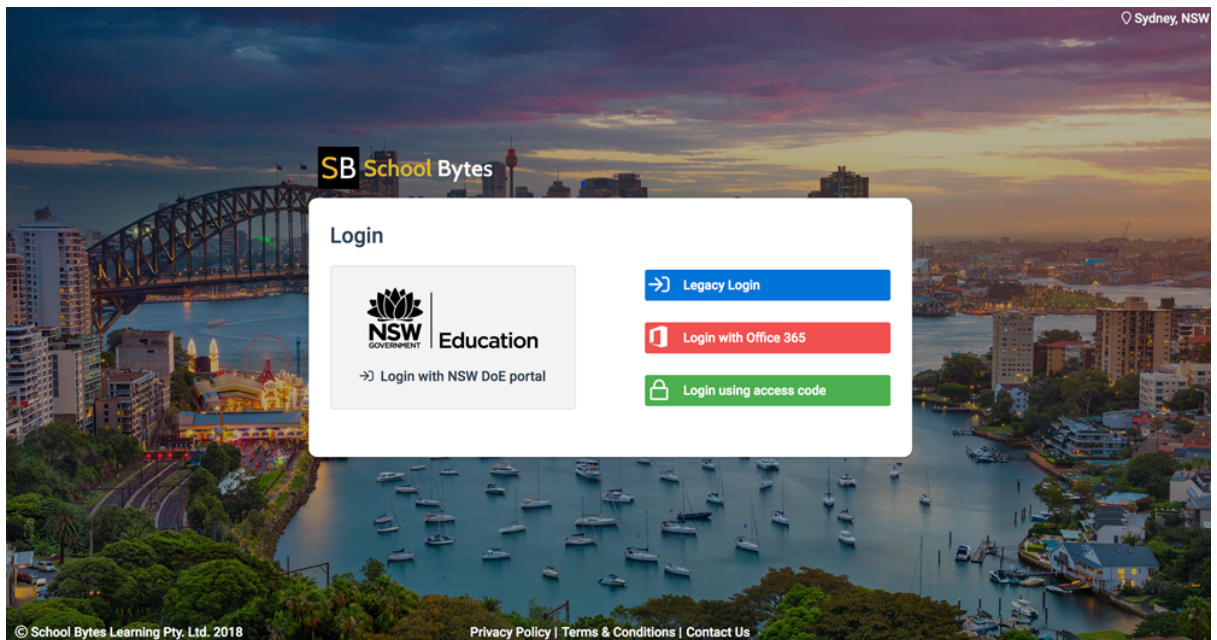
Online Sport Selection - Student Instructions

Your school is using the School Bytes sport management system to allow you to select & manage your sport choices/preferences online, download relevant permission notes and make online payments for sport.

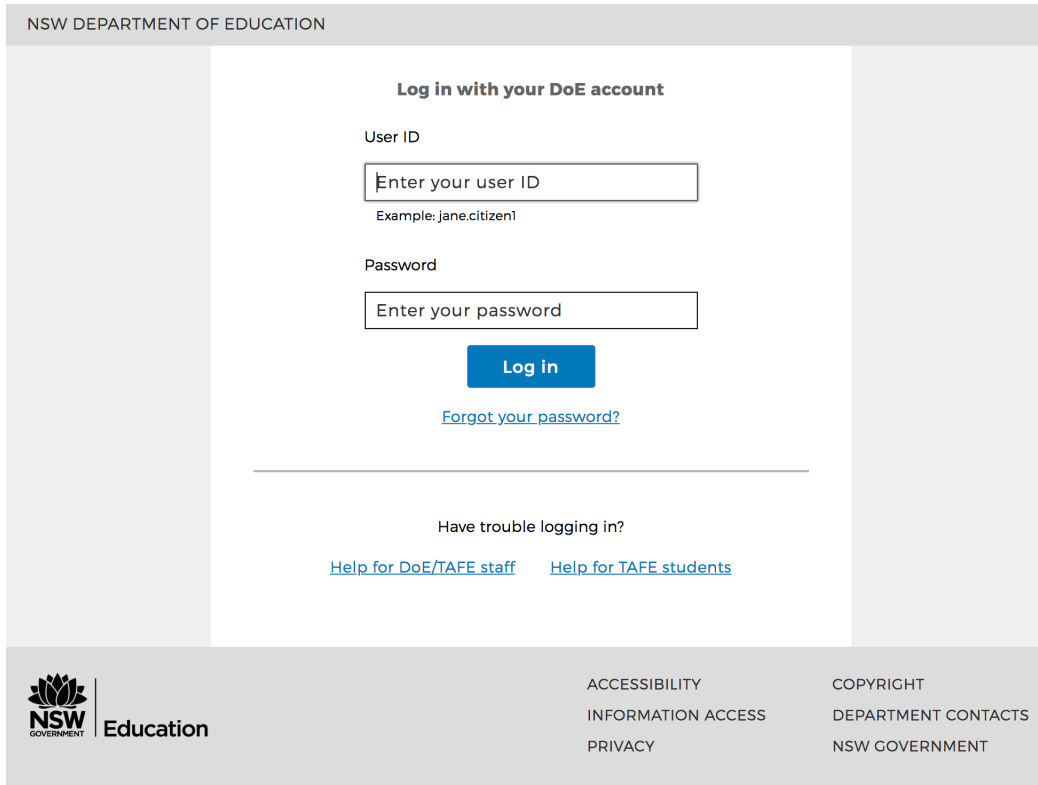
The steps below outline the process for a student to select their sport choices:

1. In a web browser, go to the following page:
<https://online.schoolbytes.education/sport/>

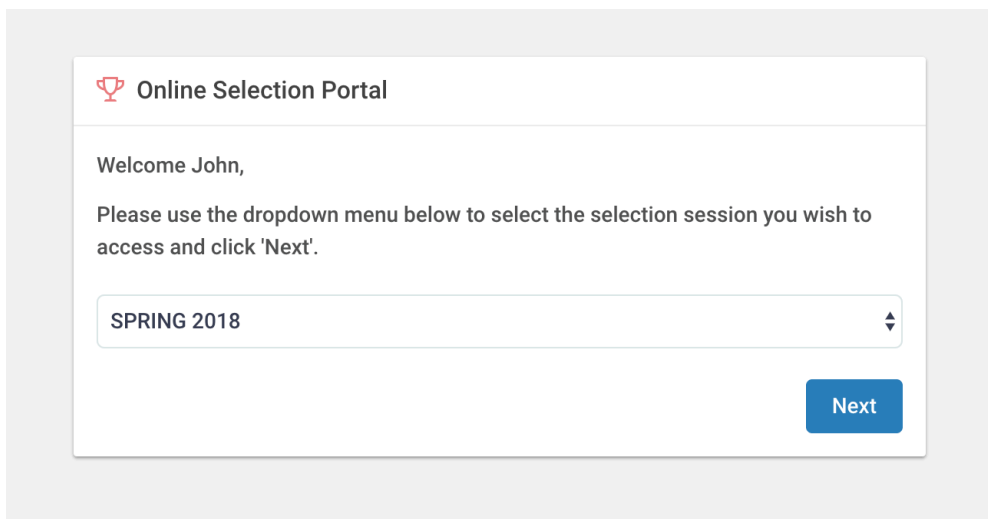
You will be taken to the School Bytes login page. Click '**Login with NSW DoE portal**' below the Department logo.



2. The NSW DoE portal page will appear. Enter your DoE portal username & password. This is the same username & password you use to access the internet at school and student email account.

A screenshot of the NSW Department of Education login page. The page has a grey header with 'NSW DEPARTMENT OF EDUCATION'. The main content area is white and contains the heading 'Log in with your DoE account'. Below this are two input fields: 'User ID' with a placeholder 'Enter your user ID' and an example 'Example: jane.citizen1', and 'Password' with a placeholder 'Enter your password'. A blue 'Log in' button is positioned below the password field. A blue link 'Forgot your password?' is located below the 'Log in' button. A horizontal line separates this section from the bottom part of the page, which contains the text 'Have trouble logging in?' and two blue links: 'Help for DoE/TAFE staff' and 'Help for TAFE students'. The footer is grey and contains the NSW Government logo and 'Education' on the left, and a list of links including 'ACCESSIBILITY', 'INFORMATION ACCESS', 'PRIVACY', 'COPYRIGHT', 'DEPARTMENT CONTACTS', and 'NSW GOVERNMENT' on the right.

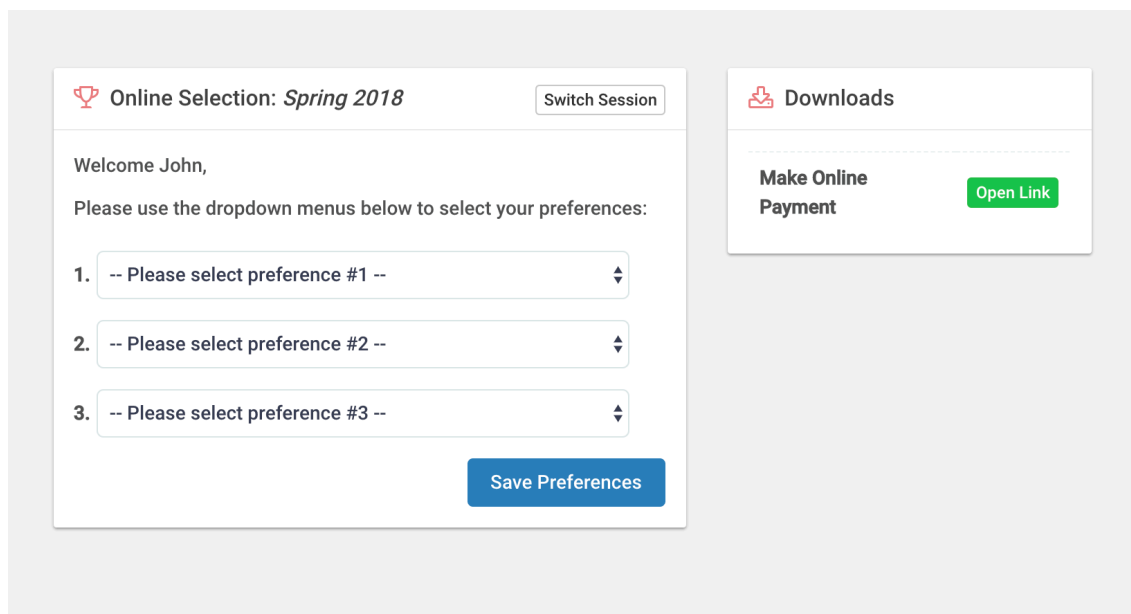
3. From the dropdown menu, select the sport session you wish to select preferences for, then press 'Next'.

A screenshot of the 'Online Selection Portal' interface. The page has a white background with a grey border. At the top left, there is a red trophy icon followed by the text 'Online Selection Portal'. Below this, the text reads 'Welcome John,' followed by 'Please use the dropdown menu below to select the selection session you wish to access and click 'Next''. A dropdown menu is shown with 'SPRING 2018' selected. A blue 'Next' button is located at the bottom right of the form area.

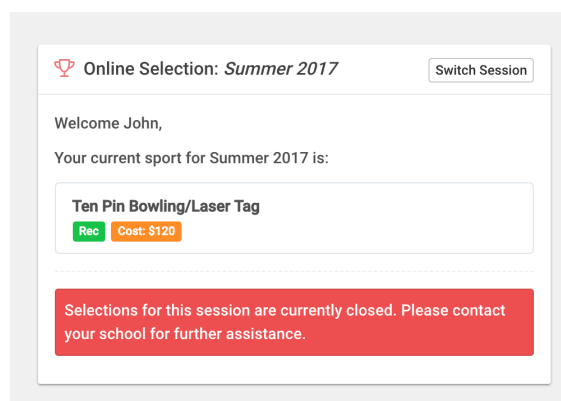
- Using the dropdown menus provided, select your sport choices, then press 'Save Preferences'.

If a sport is full, you will not be able to select it. The sport will be 'greyed' out in the dropdown menu, and will have a label saying 'SPORT IS FULL' next to its name.

On the right-hand side of the page, the 'Downloads' section will list any files uploaded by your sports organiser such as permission & information notes. If enabled, you will also be able to make an online payment for your sport through a secure Westpac payment gateway.

A screenshot of a web interface for online selection. The main panel is titled 'Online Selection: Spring 2018' and includes a 'Switch Session' button. It greets the user 'Welcome John,' and asks them to use dropdown menus to select preferences. There are three dropdown menus labeled 1, 2, and 3, each with the text '-- Please select preference #1 --', '-- Please select preference #2 --', and '-- Please select preference #3 --' respectively. A blue 'Save Preferences' button is at the bottom right. To the right, a 'Downloads' section contains a 'Make Online Payment' link and an 'Open Link' button.

- Once sport selections are completed, and your sports organiser has finalised the rolls, you will be able to log back into the system using the same steps above and see what sport you have been allocated to.

A screenshot of a web interface for online selection. The main panel is titled 'Online Selection: Summer 2017' and includes a 'Switch Session' button. It greets the user 'Welcome John,' and states 'Your current sport for Summer 2017 is:'. Below this, a box displays 'Ten Pin Bowling/Laser Tag' with a green 'Rec' button and an orange 'Cost: \$120' label. A red banner at the bottom reads 'Selections for this session are currently closed. Please contact your school for further assistance.'